









# Snow Flake



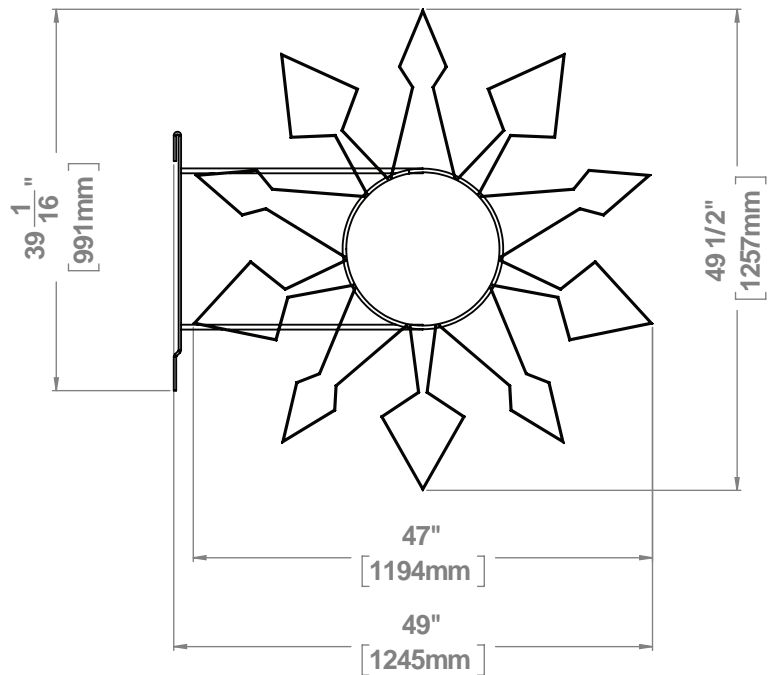
Classic Displays Snow Flake is a unique snowflake display, intertwining two distinctive shapes into a single 10 point snowflake design. Available in nine different LED rope light colours, the Snow Flake is especially popular in Pure White, or alternating Pure White and Blue colours in a single display setting. Available as a wall-mount option, the Snow Flake is perfect for those wishing a winter-themed display setting where units can remain on a pole throughout the winter months. The Snow Flake is also available as a pole-top display for a coordinated theme throughout municipalities or commercial settings.

## LED Rope Light Colours

|            |   |        |  |
|------------|---|--------|--|
| Pure White |  | Red    |  |
| Warm White |  | Orange |  |
| Blue       |  | Purple |  |
| Green      |  | Pink   |  |
| Yellow     |  |        |  |

\*Contact sales rep for more information on rope light colours

# Snow Flake



|        |          |         |
|--------|----------|---------|
| Height | 49.5"    | 1257mm  |
| Width  | 47"      | 1194mm  |
| Span   | 49"      | 1245mm  |
| Weight | 18.2 lbs | 8.26 kg |
| Power  | 36w      | 120v    |

## Materials

- Zinc Plated Steel Frame and Mounting Bracket For Maximum Rust Protection
- 1/2" Commercial Grade 120V LED Rope Light with 1" Diode Spacing
- All display items are equipped with 120 VAC plugs with 5' cord length
- All Units are CSA Approved

## Finishes

- Powdercoated Steel Frame (White) and Mounting Bracket (Black)
- Rope Light Colour Options Include Warm White, Pure White, Blue, Green, Yellow, Red, Orange, Pink, and Purple
- Optional Colour Match Mounting Bracket
- Optional Wall Mount Application
- Optional Aluminum Frame


## To Specify

- Side Mount or Wall Mount
- Rope Light Colour
- Optional Colour Match Mounting Bracket
- Optional Aluminum Frame



**Classic Displays**  
Right for you since 1977

# Mounting Bracket (Pole Plate)

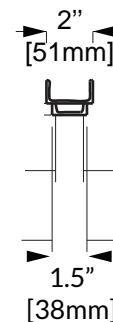

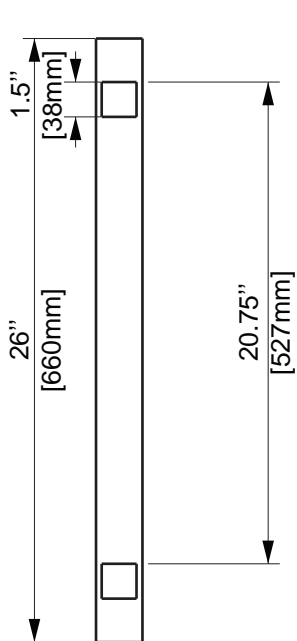


## Materials

- 2" x 1" x 1/8" thick A36 structural zinc-plated, powder coated steel main channel
- 1 1/2" x 1/2" x 1/8" A36 thick structural zinc-plated, powder coated steel decoration bracket channel
- 5/8" width x 0.30" thick Stainless Steel Banding (sold separately). Two bands recommended per standard sized displays, three bands recommended for displays greater than 48" x 48"

## Features

- Zinc-plated and powder coated for maximum durability and rust protection
- Standard paint colour is black, optional custom "colour match" to pole colour upon request (additional costing and lead times for custom paint colours)
- Suitable for permanent or temporary side mounted pole displays
- Mounting bracket designed to remain on pole year-round for ease of installation and removal of side mounted display units



Proud

**Classic Displays**

Right for you since 1977

# Side-Mount LED Display Usage Guide

## General Requirements

1. Power requirements for LED displays are standard 120VAC (60 HZ, 1.25A).
2. Ground fault interrupter (GFI) protection should be provided on circuit or outlet.
3. Use only outdoor extension cords, such as type SOW, STW, SJOW or SJTW.

## Installation

1. Test all units prior to installation on poles. (New units are tested at our facility prior to shipping).
2. Secure mounting bracket (pole plate) (included) to pole using 5/8" stainless steel strapping with .03" thickness. Use 2-3 bands per mounting bracket (pole plate), depending on weight of display.
3. Insert display into mounting bracket (pole plate). Refer to installation instructions for more details.
4. Recommended clearance above roadway is 18' from bottom of display.
5. Recommended clearance above sidewalk is 9.5' from bottom of display.

## Storage

1. Power-wash displays to remove any road salt/grime prior to storage during off-season (strongly recommended).
2. Store displays indoors and away from direct sunlight in a dry environment.
3. Store displays hanging by mounting portion of frame or upright on the mounting portion of the frame
4. Do not stack items on top of displays, or store displays on top of each other.

## Maintenance/Care

1. Grasp plug and remove from receptacle or other outlet device. Do not unplug by pulling on the cord.
2. If no power to display unit, verify power supply, then check fuse in male plug under access cover.
3. Disconnect power before replacing fuse. Use only 5 Amps, 125 Volt fuse.
4. Carefully remove old fuse and replace fuse. Reinstall fuse cover.
5. Rope light fails in 3' sections (red and orange rope light fails in 5' sections). Should section failure occur, please refer to Classic Displays rope light repair instructions.



Proud

**Classic Displays**

Right for you since 1977

# Warranty

## Classic Displays Product Warranty

Classic Displays warrants to the original owner of a Classic Displays product for five (5) years from the date of substantial completion, that the product they receive will be free from defective workmanship and materials when subjected to proper and normal uses.

## Lighting Warranty

Classic Displays warrants to the original owner of a Classic Displays product for one (1) year on all LED lighting from the date of substantial completion, that the product they receive will be free from defective workmanship and materials when subjected to proper and normal uses.

## Limitations of Liability

Classic Displays shall not be liable for any consequential damages that products may receive through incorrect usage, rough handling, adverse environmental conditions, damage caused by the public or animals, or used in conjunction with materials harmful to products (i.e salt). Maintenance work is not considered a warranty issue.

## Insurance, Licenses, and Accreditation

- Classic Displays is registered with WSIB and remains in good standing
- Classic Displays is a member of ContractorCheck and ComplyWorks
- \$5,000,000.00 in Commercial General Liability Insurance is carried by Classic Displays

Classic Displays warrants that should defects occur with a Classic Displays product, the company herein recognizes that it will produce a replacement product and ship it to the original owner at no charge. In the event that defective materials are received, please advise us our office immediately to expedite replacement materials.

\* Acceptance of Merchandise: Claims of products that are lost or damaged in transit are the responsibility of the customer in reporting the claim. When accepting shipment, missing cartons or visible damage must be noted on delivery driver's bill of lading/receipt of delivery, and reported to our office. Claims must be filed with the delivering carrier as soon as possible or may result in refusal of claim by the carrier.

\*Product design and specifications are the intellectual property of Classic Displays and may not be recreated without Classic Displays written consent.



**Classic Displays**  
Right for you since 1977